


iPAD SHARING INSTRUCTIONS



iPAD SHARING OVERVIEW!

Woot Math can be used independently on any Chromebook, laptop, desktop or iPad device. For classrooms that use iPads, it is often desirable to share iPads between classes. With a few extra steps, teachers can enable students in different classes to use the same iPads. This document describes the following steps required to do this.

1. Sign Up for Free Teacher Account
2. Configuring Your iPads with a Teacher Code
3. Request a School Code
4. Sharing iPads Between Teachers

1. SIGN UP FOR FREE TEACHER ACCOUNT

If you do not already have a Woot Math account, first register for a free teacher account. You can do so here:

www.wootmath.com/signup

2. CONFIGURING YOUR iPADS WITH A TEACHER CODE

If your school iPads have not yet been connected to Woot Math via a teacher code, you will need to do that next. If another teacher has already entered their teacher code on the iPads, skip this step and proceed to Request a School Code.

Your teacher code is available from the teacher dashboard at:

www.wootmath.com/auth/teacher/#/practice/access


Instructions on how to enter the teacher code on the iPad will be displayed.

Students - Get Started on iPad

1. Download Woot Math from iTunes
2. Launch app
3. Enter teacher code: **ABC123**
4. Your teacher will give you your Woot Math username and password



The teacher code will only need to be entered once on each classroom iPad.



3. REQUEST A SCHOOL CODE

In order to share iPads between teachers, your school will need a school code. A school code allows each teacher to be connected to the school, so their roster will show up during student login. If your school does not already have a school code, please contact us at support@wootmath.com and we will be happy to generate one for you. Please provide the following information with your request:

- School Name
- School Address

4. SHARING iPADS BETWEEN TEACHERS

You are now ready to setup your account so you can share iPads between teachers. There are two steps that are required to complete this process.

- 4.1 Update Your Woot Math Settings
- 4.2 Enter Your School Code

4.1. UPDATE YOUR WOOT MATH SETTINGS

Login to the Woot Math dashboard here:
www.wootmath.com/auth/teacher/

Then click on your name on the top-right arrow, and select Settings. On the settings page, complete all fields that are not yet complete. If everything is already correct, you can skip to Entering Your School Code.

4.1.1. DISPLAY NAME

Your display name will be the name your students see when they login to Woot Math on the iPad. Enter the name your students call you (i.e. Mrs. Jones).

4.1.2. SELECT YOUR SCHOOL NAME


Enter your school zip code, and then select your school from the drop-down list. If your school isn't listed, select Other and then type in your school name. Press Save when you are finished.

4.2. ENTERING YOUR SCHOOL CODE

To enter your school code, first go to the access page here:
www.wootmath.com/auth/teacher/#/practice/access

Then press and hold the mouse button down (or long-click) on the text.

Tip: Share iPads With Other Teachers. This will enable you to enter your school code so you can share iPads.



Tip: Share iPads With Other Teachers

Did you know Woot Math accommodates iPads being shared among teachers in a school? [Contact us](#) to find out more.

You should now see the following:

Tip: Share iPads With Other Teachers

To share iPads among teachers, enter your school code below.

Don't have a school code? Have your IT, STEM, or Woot Math coordinator [contact us!](#)

Enter your school code, and then press Submit.

At this point your school name will appear, which indicates that you have completed the steps required to share iPads between teachers. Your classroom roster has been added to the iPads. The next time your students login to Woot Math, they will be prompted to first select their teacher & class, then their student name, then enter their password.

5. CONTACT US

We would love to hear from you with any questions, comments, concerns, special requests, or other feedback that you might have.

You can reach us at:

- support@wootmath.com
- 1-855-WOOT-MATH (1-855-966-8628)
- On twitter at @wootmath

For additional help, please refer to ed.wootmath.com/support