



Treasure Hunt

Teacher's Guide

Grades 3 - 6

Woot Math
support@wootmath.com
1-855-WOOT-MATH
1-855-966-8628
@wootmath






Location

An unidentified sinkhole (about 200 feet down) on the Island of Bones, leading to a series of underground caves and rivers (similar to the cenotes of the Yucatan peninsula). Unknown to you, also the entrance to the rival pirate gang's lair.

Characters



Elena Curnow - "The Magpie of the High Seas", the pirate captain who left you and several of your shipmates in the sinkhole for insubordination

Sadie "Swallowtail" Twynam - the rival pirate captain, with whom Curnow has an uneasy truce (but who secretly plans to betray your captain to the x government)





Explore the sinkhole -
Reveal that it is an entrance
to Swallowtail's lair -
Break in



 Solve for the pattern that will allow you to turn stones on the cavern wall without getting skewered by poison-tipped darts.

Slide 23

In these puzzles, arrange the pieces so the sum of the vertical tiles is equal to the sum of the horizontal tiles.



Solution:


Vertical: 3, 5, 2

Horizontal: 4, 5, 1

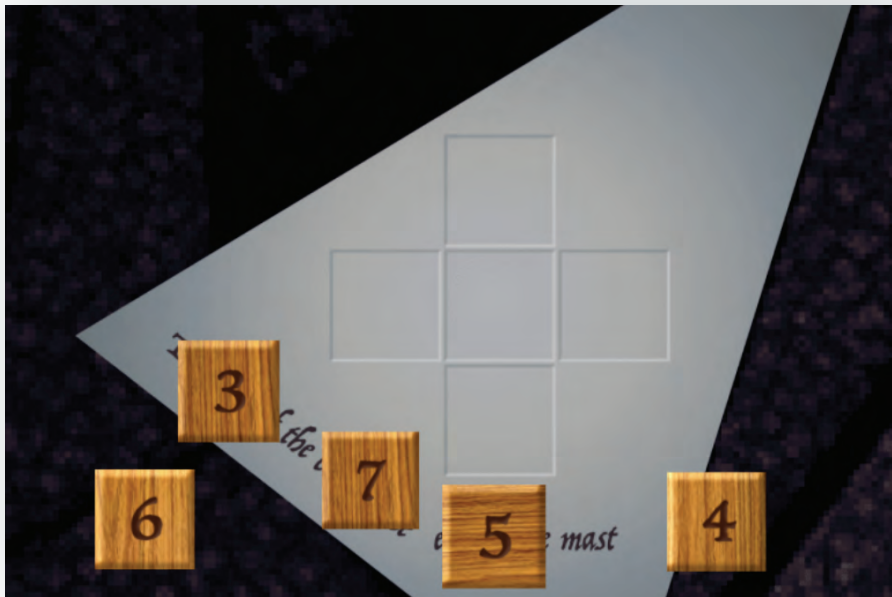


Slide 24

Students should find the small tan triangle and move it to “reveal” the puzzle.



Slide 25



Solution:


Vertical: 6, 3, 5

Horizontal: 7, 3, 4



Slide 26

Students should move the little white triangle to reveal the puzzle.




Slide 27



Solution:

Vertical: 19, 13, 23

Horizontal: 15, 13, 27




Slide 29

Arrange the pieces around the perimeter of the outlined swallowtail.



Solution:



 Solve the code in order to read the map.

Slide 32


Complete the magic squares so that every row, column and diagonal have the same sum.




Solution:




Slide 33



Solution:



Slide 34.



Solution:



☠ While traveling down the underground river, select the correct number from the ring surrounding each equation in order to keep from drowning in the trap.

Slide 4.1

For slides 4.1-4.3, select the number(s) that make each equation true -- DISREGARD orders of operation and just calculate from left to right.




Solution: 6




Slide 4.2





Solution:





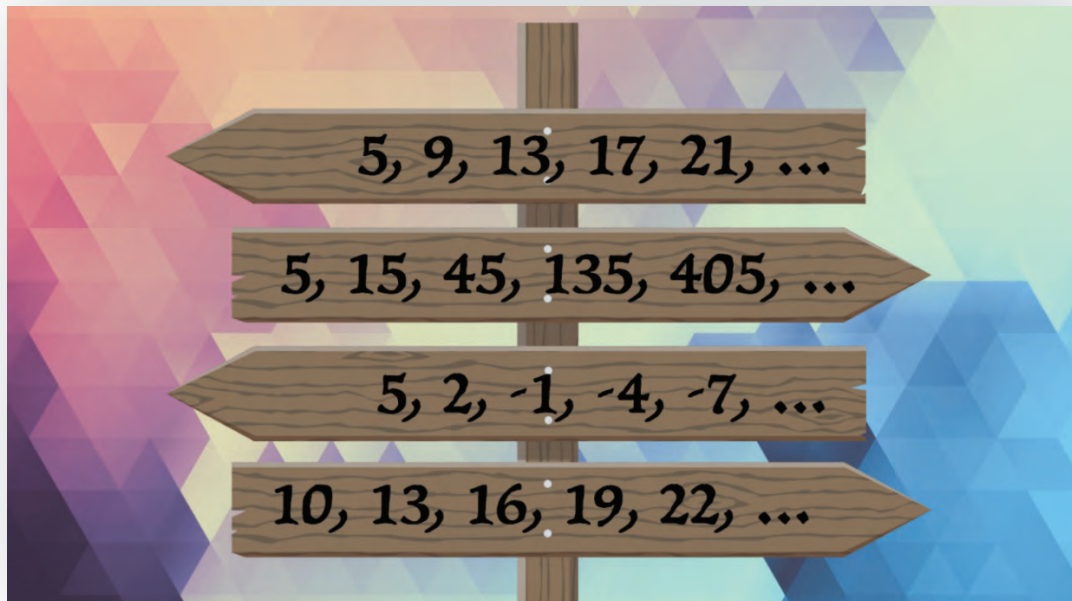
Attempt to exit the sinkhole
through the underground cave system
(while getting a token for your captain), -
Discover evidence of a plot



 Map the path to cross the Crystal Cavern without danger.

Slide 4.8

Students discuss which arrow section doesn't belong (there is a reason for every single one!) and then decide which way they want to go. There is help on "where to go" on the next slide.



There is NO CORRECT ANSWER. Each does not belong for a different reason. The next slide says "with an uneasy glance" because you can't fully know.




 Solve the code to enter the Treasure Room.

Slide 52

Determine which parrot is left after the following ones have flown away.

- 1) Parrots with a multiple of 9 fly away.
- 2) Square number parrots fly away.
- 3) Prime number parrots fly away.



Solution:

Last parrot is 26!

Prime: 3, 17, 7, 13


Square: 16, 25, 64, 4

Multiple of 9: 45, 63, 18, 99, 54




Slide 53

Answer the riddle.



Solution: 215




Slide 54.

Answer the riddle.



Solution: E = 1
T = 2
N = 3
S = 4
TENTS = 12



☠ Calculate to free the treasure you choose for your captain.

Slide 56

Add to 25 in each box.




Solution:
MULTIPLE ANSWERS!



Examples:

$\{15, 10\}$ $\{13, 8, 4\}$ $\{11, 9, 2, 2, 1\}$
 $\{11, 10, 4\}$ $\{15, 8, 2\}$ $\{13, 9, 2, 1\}$
 $\{13, 11, 1\}$ $\{15, 8, 2\}$ $\{10, 9, 4, 2\}$





**Spy on Swallowtail's pirates -
Uncover the plot against your captain**



☠ Solve the way to get into the Council Chamber through a back entrance (map the underwater route, as hinted at in the decoded map).

Slide 75

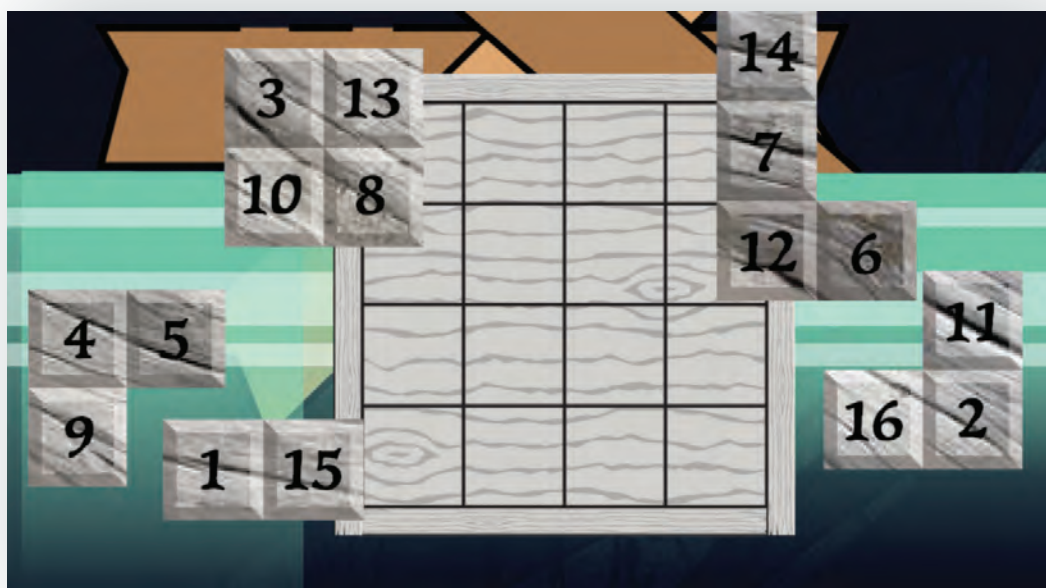
Complete the magic square by moving the pieces around so that each row, column and diagonal have the same sum -- 34.



Solution:



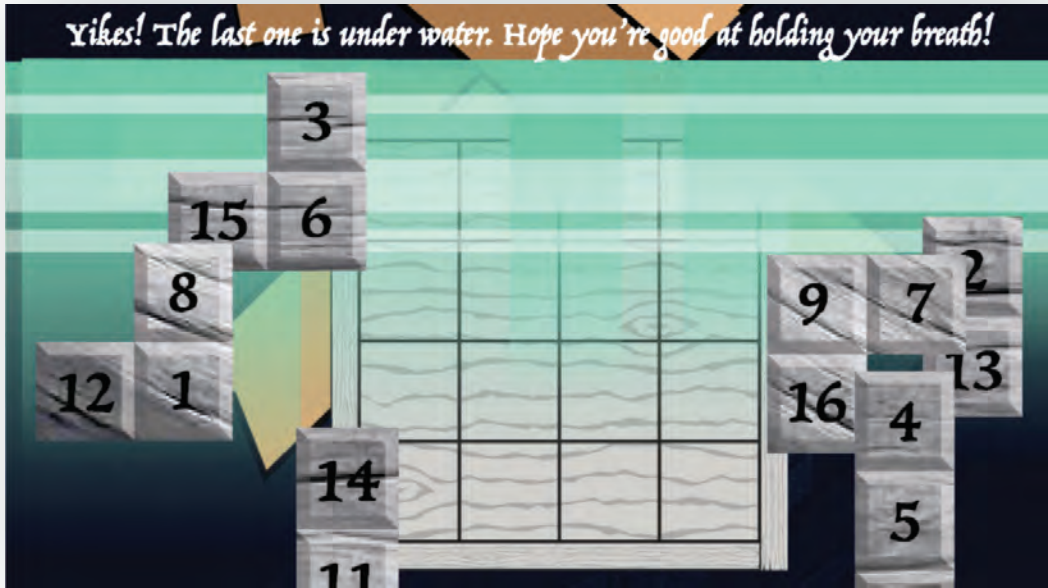
Slide 66



Solution:



Slide 67



Solution: Note that this one is a little ticky with multiple pieces that are the same shape, so it's important to make sure they fit and produce the right solution.



☠ Disengage the booby trap at the back of the Chamber.

Slide 70



Solution: Double the lower number of a color and add 1 to get the higher number of the same color. So, the answer is $(10 \times 2) + 1 = 21$.

Slide 71




Solution: The smaller number is equal to the larger number divided by 5, then subtract 3. So, $(15/5) - 3 = 0$.

Slide 72



Solution: Square smaller number and divide by 2 to get larger number
 $10^{(2)}/2 = 100/2 = 50$.



Slide 74

Solve the riddle.

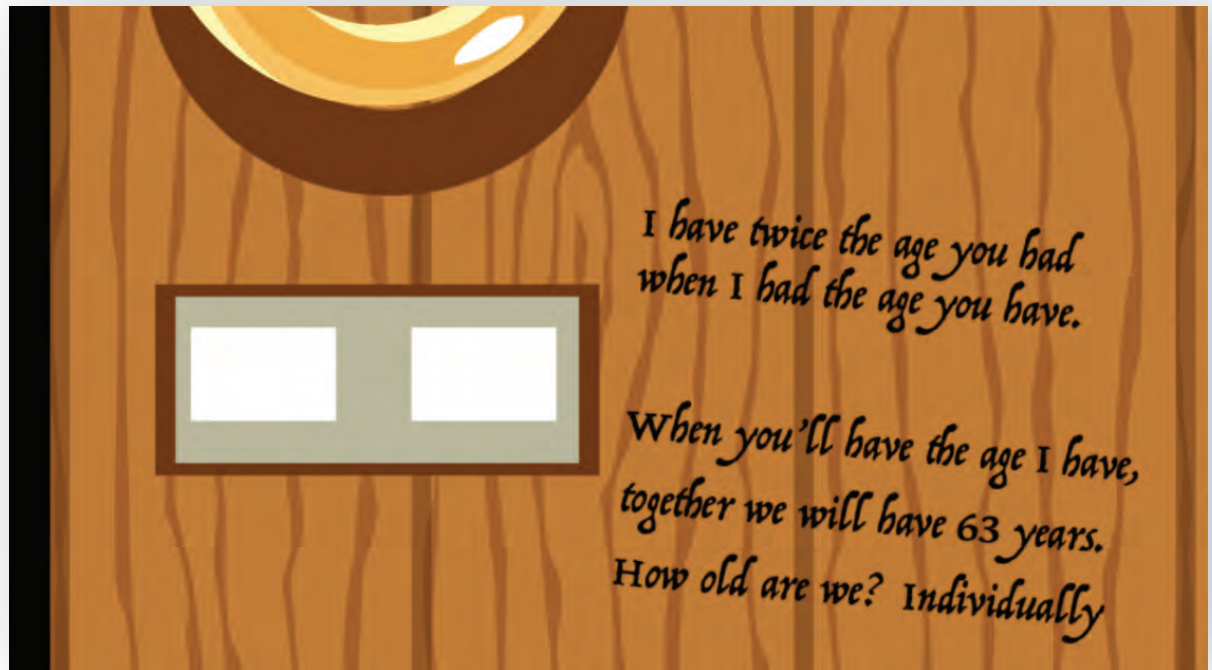


Solution: Multiple answers - one possible answer: 692703




Slide 75

CHALLENGE for younger learners. Solve the riddle.



Solution: 28 and 21





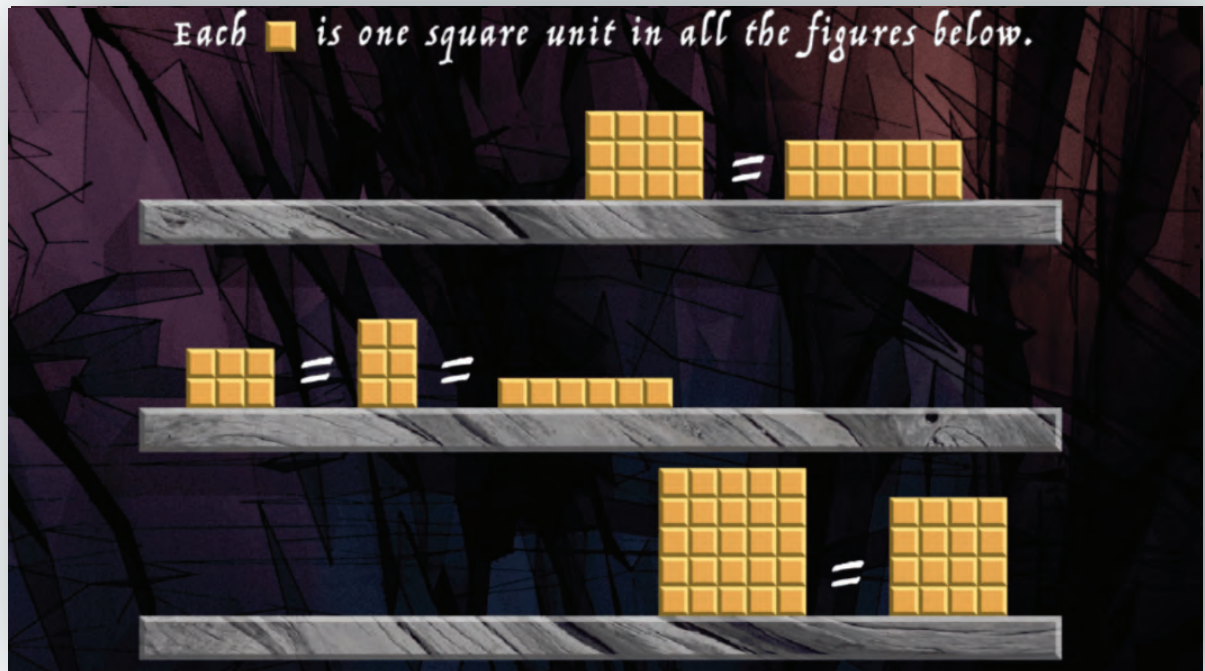
Foil the plot -
Escape the sinkhole



☠ Solve the puzzle to open the doorway to the Hidden Harbor.


Slide 87

Which is false?



Solution: The third shelf is false.

Slide 88



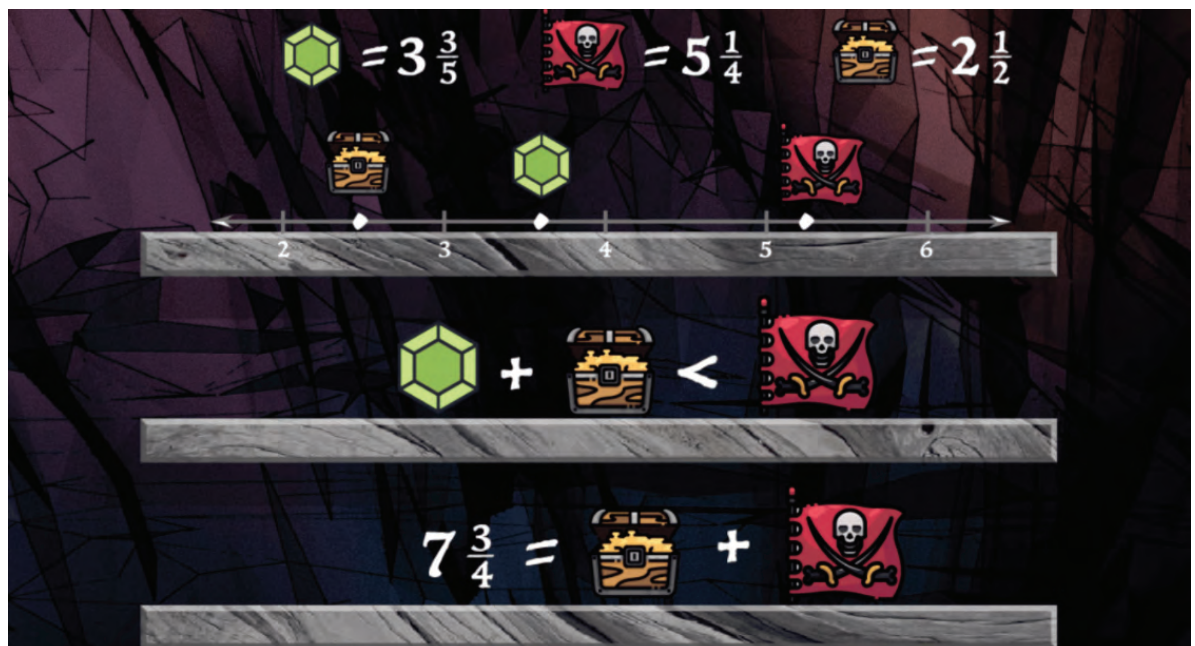
Solution: The first shelf is false.

Slide 89



Solution: The last shelf is false when using order of operations.

Slide 90

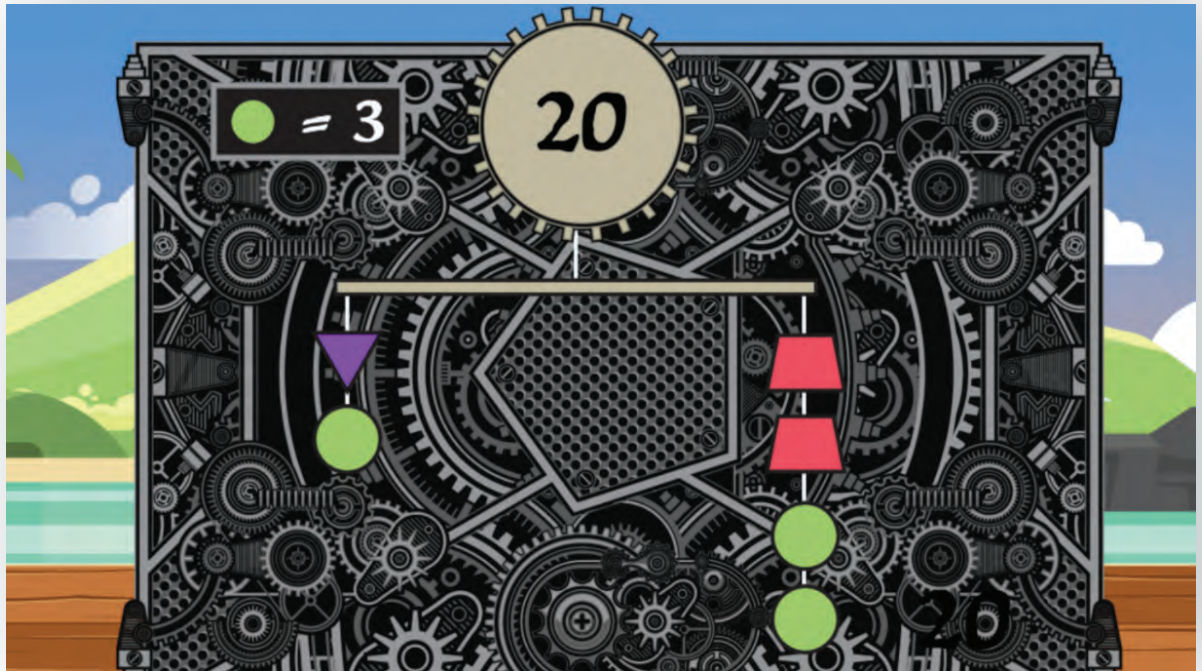


Solution: The second shelf is false.

*Help students with fractions if too difficult.

☠ At the Hidden Harbor, use a series of pulleys as an elevator system to reach the cage of the trained swallows, then solve the lock to open their cage and send a message of warning to your Captain.

Slide 93



Solution:

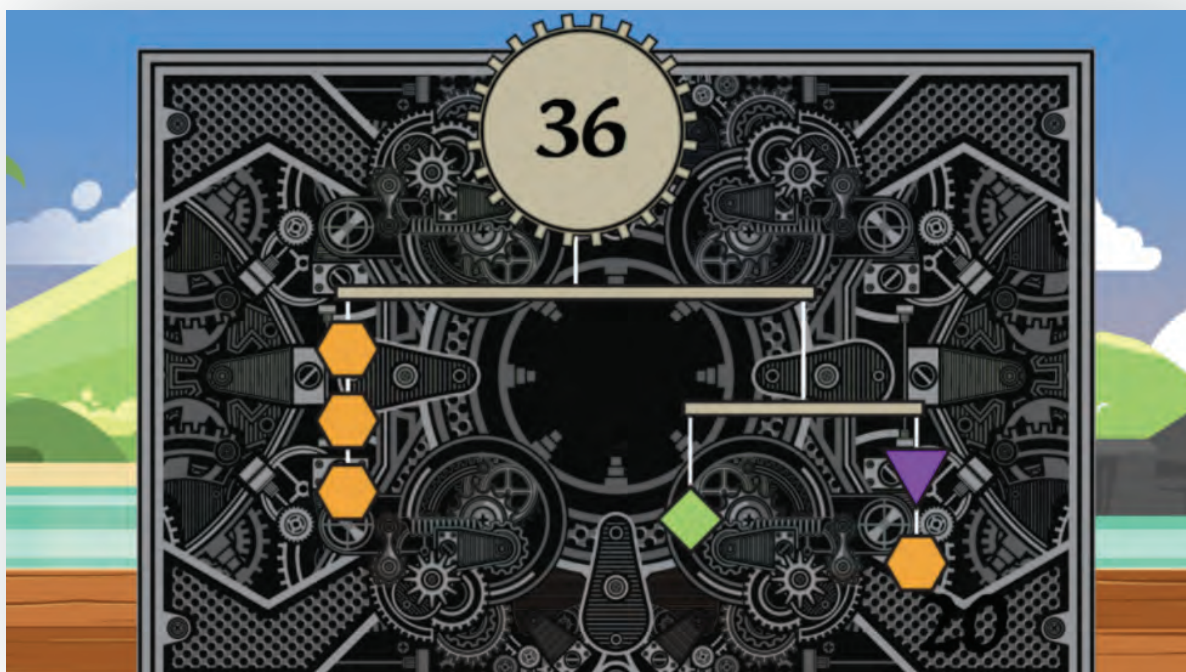
Green Circle = 3

Purple Triangle = 7

Red Trapezoid = 2



Slide 94




Solution:

Orange Hexagon = 6

Green Diamond = 9

Purple Triangle = 3



Slide 95



Solution:

Orange Hexagon = 9

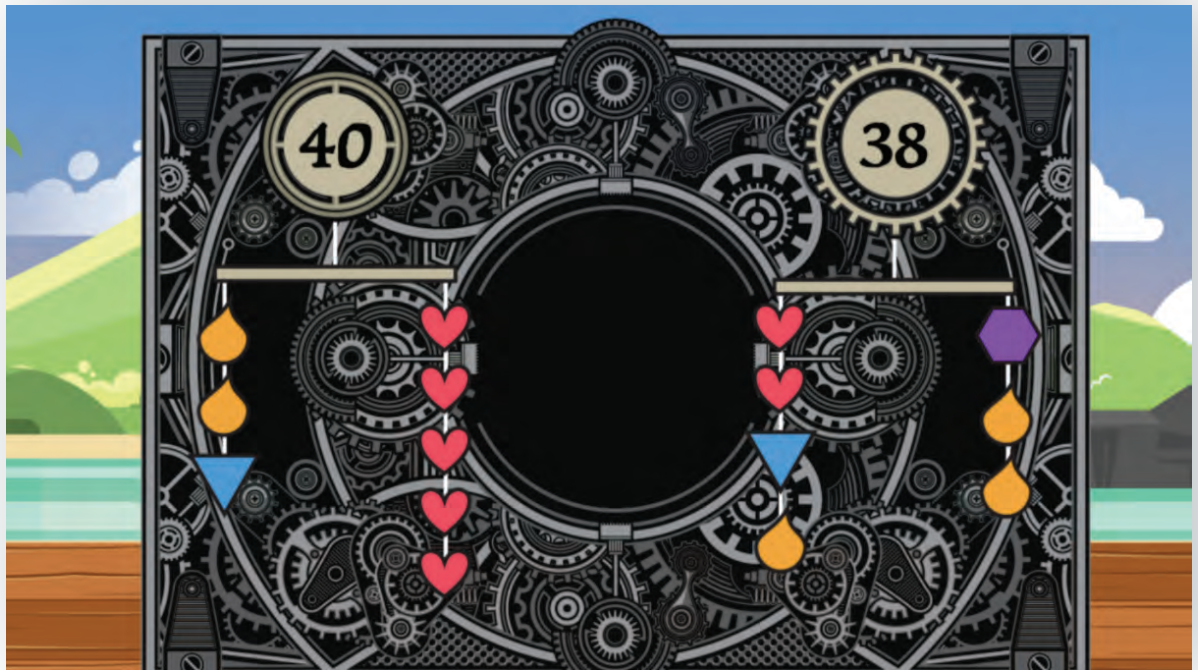
Blue Triangle = 1

Red Teardrop = 8

Green Circle = 5



Slide 96



Solution:


Orange Teardrop = 9

Blue Triangle = 2

Red Heart = 4

Purple Hexagon = 1

Hint: Using a system here is helpful. You can find hearts first and then set up a system to find the triangle and teardrop.



🏴‍☠️ Steal a boat and exit the Harbor without setting off the explosives at its mouth.

Slide 100

Using the numbers 1-8, arrange to have each horizontal and vertical line add to the middle number.



Solution:



Slide 101




Solution:



Slide 102



Solution:



Slide 103



Solution:

